

General

The injection nozzles for chlorine are appropriately combined fittings via which the chlorine solution (hypochloric acid) supplied by the full-vacuum chlorinators is introduced into the water to be treated. The injection nozzle assembly comprises an injection pipe which is screwed into the water pipe, a shutoff valve and a non-return valve. The shutoff valve allows to separate the metering system completely from the water supply, while the non-return valve automatically prevents water flowing back to the metering unit.

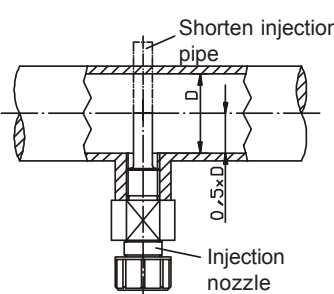
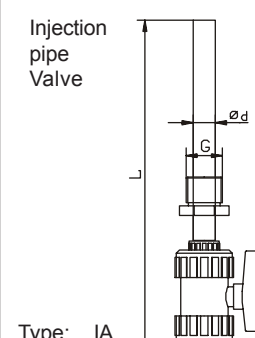
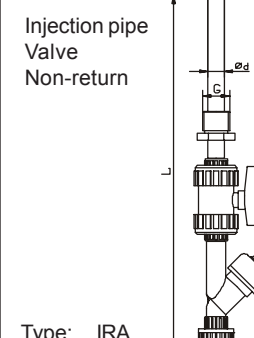
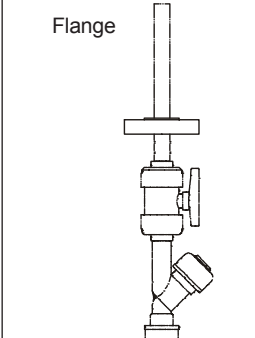
Selection criteria

The injection nozzle must be selected on the basis of the water volume determined when dimensioning the ejector. The throughput stated for the injection nozzle should be equal to or higher than that for the ejector.

- Material: PVC and polyethylene
- Seals: Viton and PTFE
- Nominal pressure: PN 10
- Temperature: Max. 40 °C
- Seal in non-return valve: Viton
- Spring in non-return valve: Hastelloy
- Opening pressure: 0.1 bar



Dimensions and Part Numbers

				 <p>Injection pipe Valve Type: IA</p>		 <p>Injection pipe Valve Non-return Type: IRA</p>		 <p>Flange</p>
DN	Q m ³ /h	G	ø d	L	Part No.	L	Part No.	Part No.
15	3	1	20	302	23428717	441	23428761	25963
25	4,5	1 1/2	32	459	23428720	631	23428764	25958
32	7,5	2	40	478	23428722	676	23428766	28746
40	12	2	50	487	23428723	708	23428767	28752
50	18	2 1/2	63	516	23428724	775	23428768	28760

Order example

A chlorinator requires an injection nozzle through which 1.1 m³ chlorine solution is to be injected. A non-return valve must be installed to prevent water flowing back from the system to the ejector and to the booster pump.

Solution

An injection nozzle with DN 15 is required according to the flow rate. The type IRA already includes a non-return valve. This injection nozzle has Part No. 23428761 and can be screwed into the existing screw sleeve G 1. The flange Part No. 25963 must be ordered additionally if it is to be flange-mounted.